




Andy Warhol inspired Lollipop Art

Students created an Andy Warhol inspired print after reading *The Big Red Lollipop* in the 2nd grade Reading series. Students learned about Andy Warhol's printing technique and created their own lollipop "stamp" to print on their color block background using a styrofoam plate. They used neon tempera paint to create the background and stamp the lollipop. In reflection, we learned that some lollipops were not engraved very well and needed more grooves to show more texture when printed. After completion of the art work, students enjoyed a lollipop and wrote a sensory poem.

MS CCS Arts Standards:


- VA: Cr.1.2.2: Make art or design with various materials and tools to explore personal interests, questions, and curiosity.
- VA: Cr.3.1.2: Discuss and reflect with peers about choices made in creating artwork.
- VA: Re7.1.2: Perceive and describe aesthetic characteristics of one's natural world and constructed environments.
- VA: Re7.2.2: Categorize images based on expressive properties.
- VA: Re9.1.2: Used learned vocabulary to express preferences about artwork.
- VA: Cn10.1.2: Create works of art about events in home, school, or community life.
- MSCCSS: L.2.1E (adjectives/adverbs)
- W.2.5 (writing for a topic)

THE PROCESS.....



Creating backgrounds

Sensory Writing



Stamping