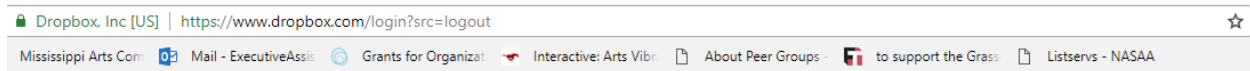


How to Upload Work Samples with a Dropbox Link


1. Go to www.dropbox.com/home.
2. If you have an account, login. If not, click create an account.



Try Dropbox Business



Sign in or [create an account](#)

 Sign in with Google

or

Email

Password

This page is protected by reCAPTCHA, and subject to the [Google Privacy Policy](#) and [Terms of service](#).

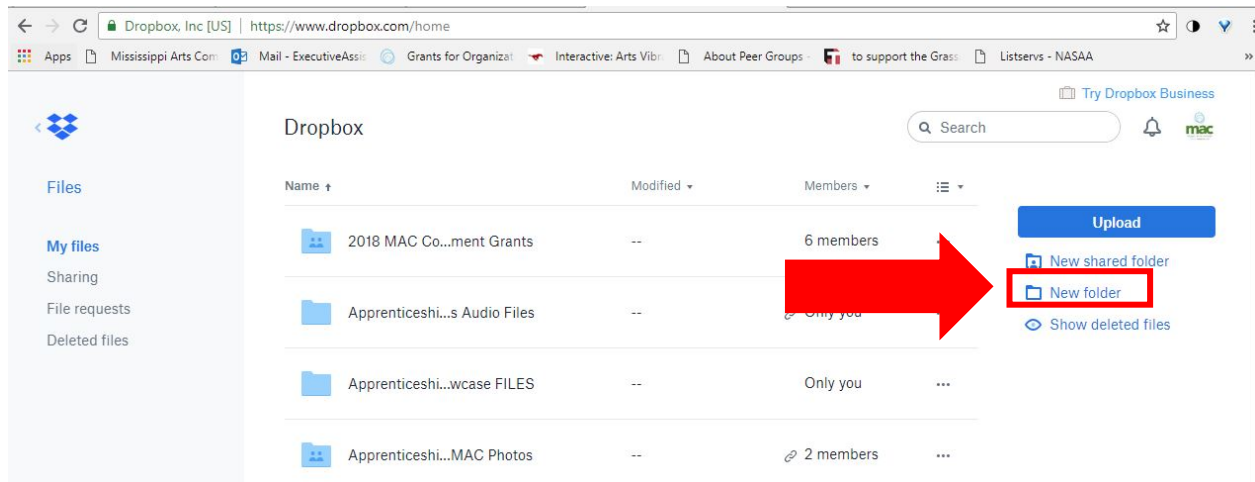
Remember me

Sign in

[Forgot your password?](#)

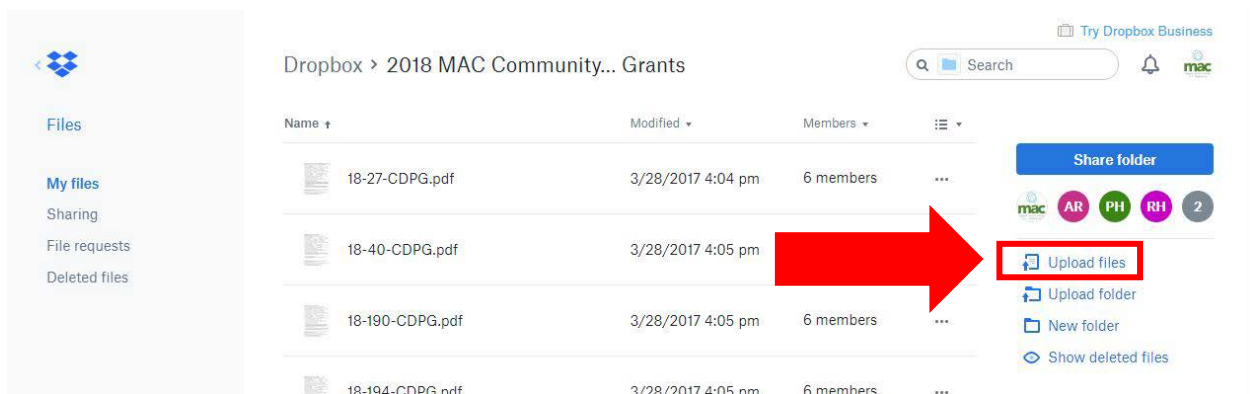
3. Create a folder to house your files by clicking “New Folder” on the far right side of the webpage.

—Remember, if you are applying for an **Artist Fellowship**, your name cannot be in the file-folder name or the file names.



4. Click on your new folder to open it.

5. Click “Upload” on the far right side of the webpage to upload your files from your computer to the new folder.



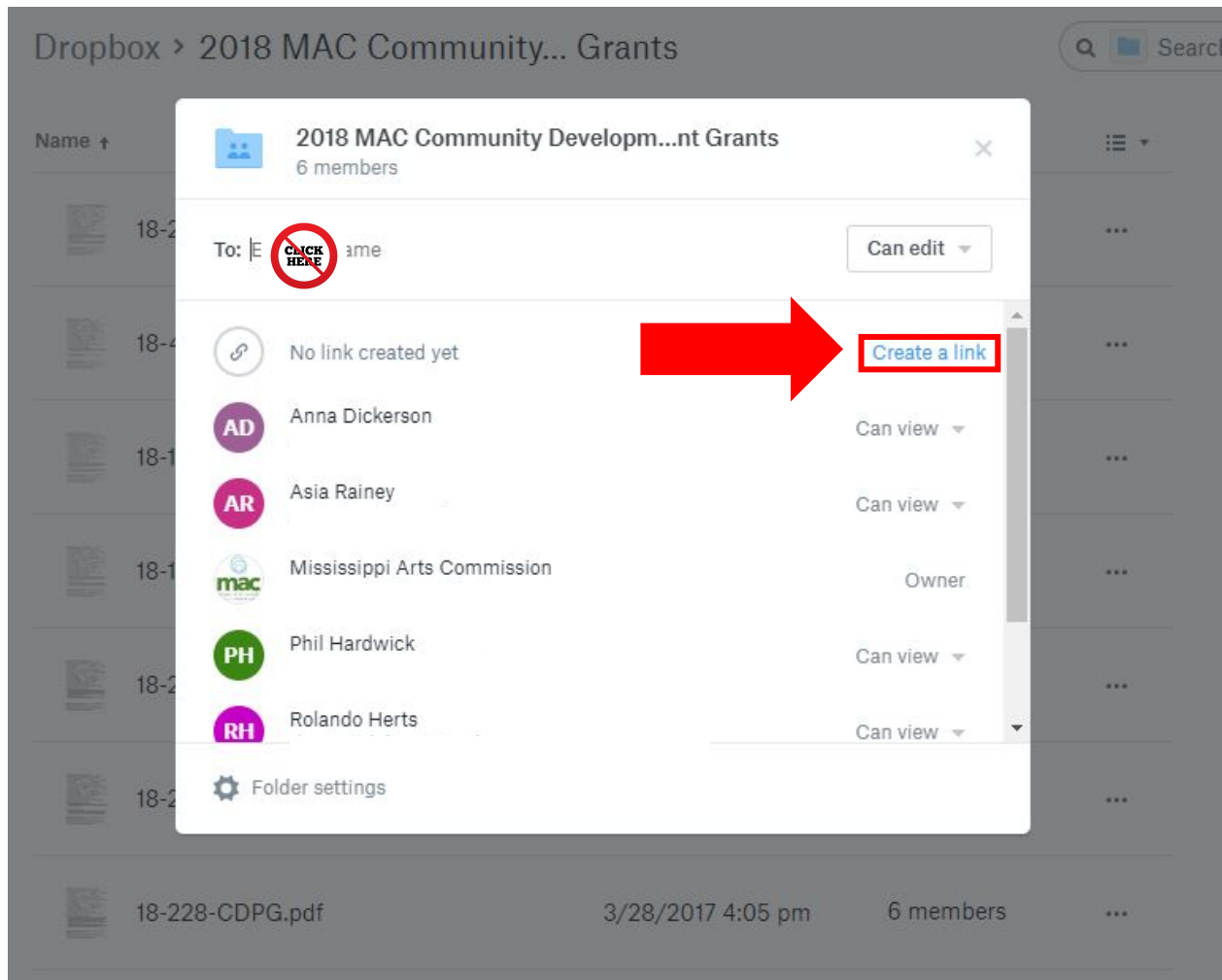
6. Once your files have uploaded, click the blue “Share Folder” button on the far right side of the webpage.

The screenshot shows the Dropbox interface for a folder named "2018 MAC Community... Grants". On the left is a sidebar with navigation options: Files, My files, Sharing, File requests, and Deleted files. The main area displays a table of files:

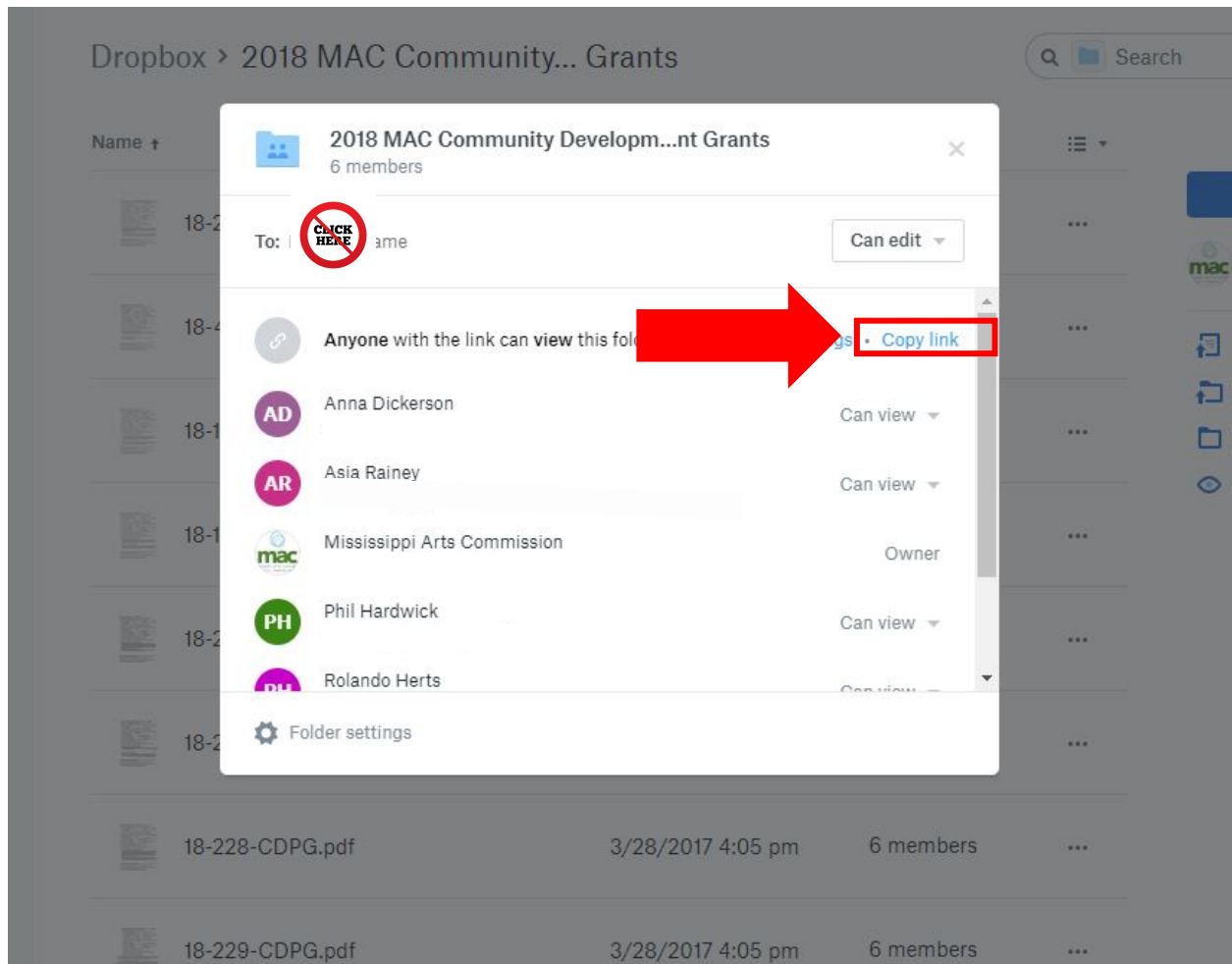
Name	Modified	Members	
18-27-CDPG.pdf	3/28/2017 4:04 pm		
18-40-CDPG.pdf	3/28/2017 4:05 pm	6 members	...
18-190-CDPG.pdf	3/28/2017 4:05 pm	6 members	...
18-194-CDPG.pdf	3/28/2017 4:05 pm	6 members	...
18-205-CDPG.pdf	3/28/2017 4:05 pm	6 members	...
18-206-CDPG.pdf	3/28/2017 4:05 pm	6 members	...
18-228-CDPG.pdf	3/28/2017 4:05 pm	6 members	...
18-229-CDPG.pdf	3/28/2017 4:05 pm	6 members	...

On the right side of the file list, there is a "Share folder" button highlighted with a red box. A red arrow points from the "Members" column to this button. Below the button are several member avatars: mac, AR, PH, RH, and 2. Further down are options: Upload files, Upload folder, New folder, and Show deleted files.

7. Do **NOT** share via email. Instead, click “Create a Link.”



8. Click “Copy Link.”



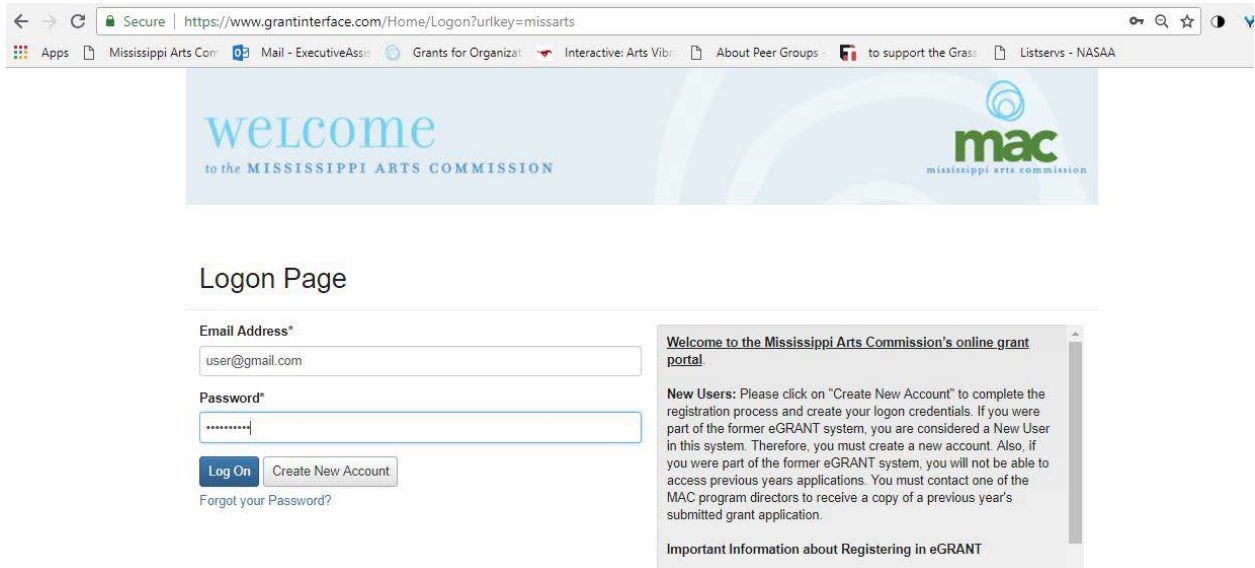
The image shows a screenshot of a Dropbox interface. At the top, the breadcrumb path is "Dropbox > 2018 MAC Community... Grants". A search bar is visible in the top right corner. The main content area displays a list of files, including "18-228-CDPG.pdf" and "18-229-CDPG.pdf", with columns for file names, dates, and member counts.

A sharing settings dialog box is open over the file list. The dialog title is "2018 MAC Community Developm...nt Grants" with "6 members" listed below it. The dialog contains the following elements:

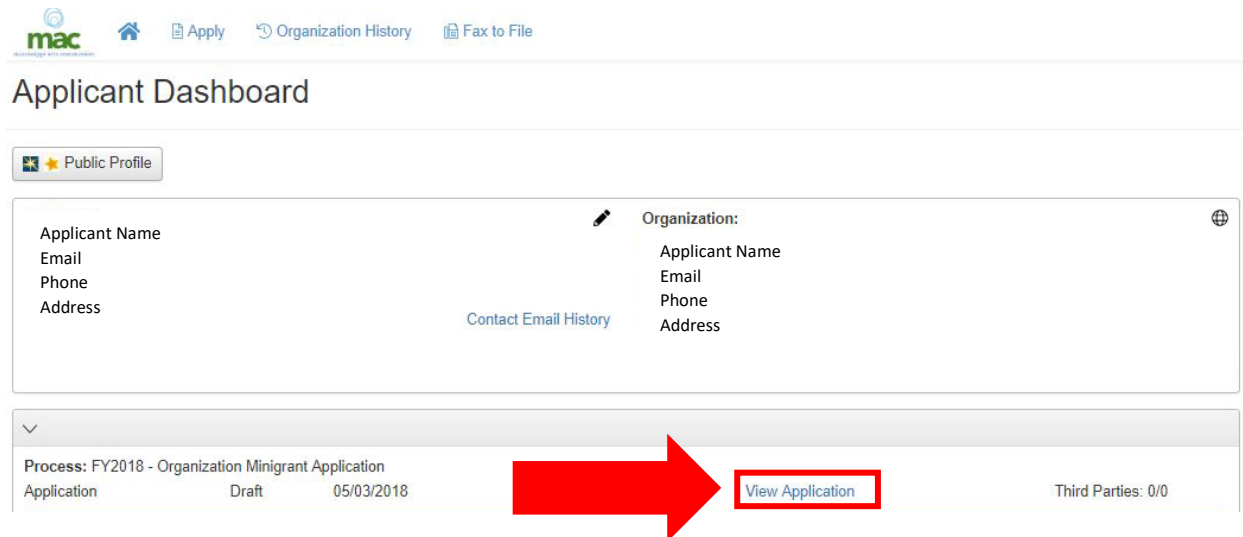
- A "To:" field with a red circle and "CLICK HERE" text overlaid on it.
- A "Can edit" dropdown menu.
- A link sharing section with a red arrow pointing to a "Copy link" button, which is also highlighted with a red box.
- A list of members with their roles:
 - Anna Dickerson (AD) - Can view
 - Asia Rainey (AR) - Can view
 - Mississippi Arts Commission (mac) - Owner
 - Phil Hardwick (PH) - Can view
 - Rolando Herts (RH) - Can view
- A "Folder settings" option at the bottom.

9. Go to <https://www.grantinterface.com/Home/Logon?urlkey=missarts>.

10. Login to your eGRANT account.



11. Open your application on the dashboard.



12. Scroll down to "Work Samples" upload box.

13. Enter the description of the work sample into the text box.

- Title/Name of the Sample
- Description
- Completion Date
- Dimensions (visual artists only)
- Materials used (visual artists only)

Work Sample #4

A description of the work sample should be listed below and must include the information listed in the following order:

- Title/Name of the sample
- Description
- Completion Date
- Dimensions (visual artists only)
- Materials used (visual artists only)

Refer to your art form listed above to determine the proper format for submitting work samples. Upload the work sample below. Include a URL address (and password if necessary) in the space provided if you are not able to upload the file here.

PLEASE NOTE THAT THE WORK SAMPLE MUST HAVE BEEN COMPLETED IN THE LAST THREE YEARS.

Spanish Dance No. 5--Enrique Granados; Tango in D--Isaac Albeniz, transcribed L. Godowsky; Navarra--Albeniz
3 Spanish solo piano works
solo piano, recital in Hattiesburg, Tuesdays at Trinity
Feb. 20, 2018
Performing Arts

14. Copy the link into one of the text boxes. Example below.

Work Sample #5

A description of the work sample should be listed below and must include the information listed in the following order:

- Title/Name of the sample
- Description
- Completion Date
- Dimensions (visual artists only)
- Materials used (visual artists only)

Refer to your art form listed above to determine the proper format for submitting work samples. Upload the work sample below. Include a URL address (and password if necessary) in the space provided if you are not able to upload the file here.

PLEASE NOTE THAT THE WORK SAMPLE MUST HAVE BEEN COMPLETED IN THE LAST THREE YEARS.

<https://www.dropbox.com/sh/116hupk4gtpdrgo/AADyhfK5lZRW/xzNMdhlzob38a?dl=0>